

Notes for use

- If you are wearing contact lenses, remove them before using the ointment. Contact lenses should not be worn throughout the course of treatment.
- Never rub your eyes with your hands after applying the ointment.
- If you are using two different eye drops or eye ointments for the same eye, apply them a few minutes apart.
- If necessary, ask your family members or someone else to apply the ointment for you.
- Never use discoloured, deteriorated or expired ointment.



Possible side effects

The ointment may blur your vision temporarily and cause mild discomfort to your eye. Do not drive a car or operate machinery until your vision becomes clear again.

Consult your doctor if symptoms persist, or if you experience any allergic reactions such as skin rash, swelling of the face or hands and breathing difficulty.

Storage

Store the medications in a cool, dry place and away from direct heat and light. Generally, there is no need to store in the refrigerator unless stated on drug labels.

Store the medications out of reach of children to avoid accidental ingestion.

Discard any leftover ointment 4 weeks after opening.

This information leaflet is for reference only.


Medicines should be used as directed by the doctor and pharmacist.

For enquiry, please contact your doctor, dispensary staff or other healthcare professionals.

Do not share your medicine with others.

HOW to use

EYE OINTMENT



MEDICINAL MOUTHWASH
NASAL DROPS
EYE OINTMENT
EAR DROPS
EYE DROPS




Drug Office
Department of Health




How to use Eye ointment

1 Wash your hands with soap thoroughly.



2 Remove the cap without touching the tip of the tube.

3 Tilt your head backwards and look upward. Gently pull down the lower eyelid to form a pocket.



4 Squeeze about 1cm of ointment into the pocket. Avoid touching the tip of the tube to your eye, eyelashes or eyelid to avoid eye injury and contamination of the tip.

5 Close your eyes for a moment, then blink a few times to make the ointment spread evenly onto the eye. Wipe away any excess ointment around the eye with a clean tissue.



6 Do not wash or wipe the tip of the eye ointment. Place the cap back to the tube and tighten it right away.

